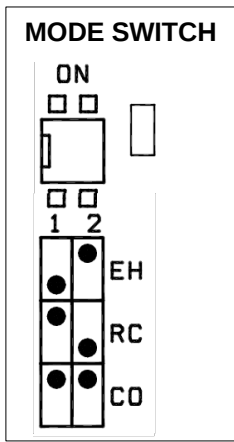
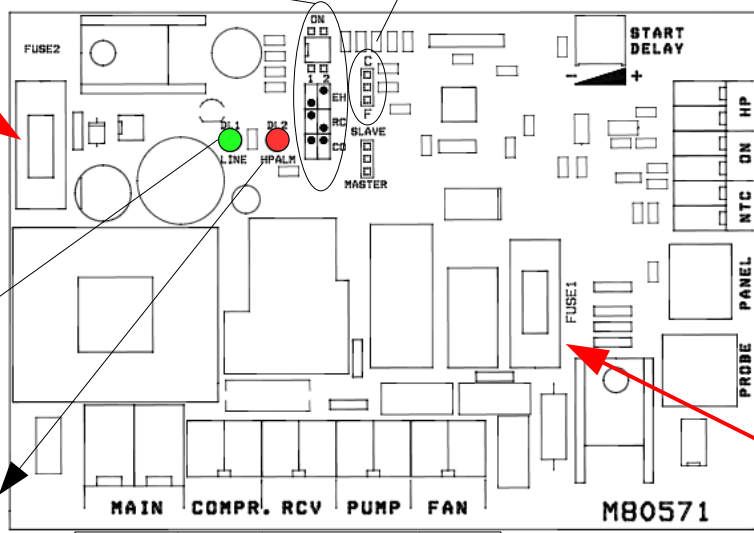


# MK3 v.2011 POWERBOARD CONNECTION



**FUSE2 = 0,5 A**

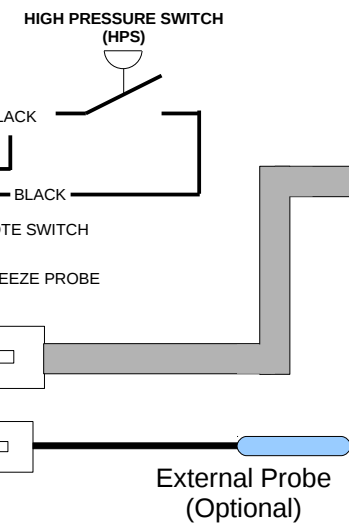
Move the JUMPER to Select TEMPERATURE Mode (°C-°F)



**FUSE1 = 6,3 A**

**POWER LED (Line)** ON – When Board is powered

**HPS LED (HPALM)** ON – When HPS is open = alarm engaged



## ATTENTION

**SWITCH MODE FOR OLDER VERSION**



**DIP SWITCH LEGEND**  
 1-ON / 2-ON = P0 = COOL ONLY Unit (CO)  
 1-ON / 2-OFF = P1 = Unit with ELECTRICAL HEATING (EH)  
 1-OFF / 2-ON = P2 = Unit with REVERSE CYCLE (RC)  
 1-OFF / 2-OFF = nP = No Program Selected

Power in 115v 60Hz

